

FAIRFIELD POLICE DEPARTMENT

Monthly Report – August 2015



Chief Gary MacNamara

Fairfield Police Department

www.fpdct.com

Section 1: Statistical Activity Summary

Overall Activity

Calls for Service - Total

Alarm Response Summary

Calls for Service – Detailed

Motor Vehicle Activity

Motor Vehicle Accidents

Motor Vehicle Enforcement - Action

Motor Vehicle Enforcement - Violation Type

Parking Ticket Summary

Criminal Activity

Criminal Incidents by Patrol

Criminal Activity by Month

Criminal Arrests by Month

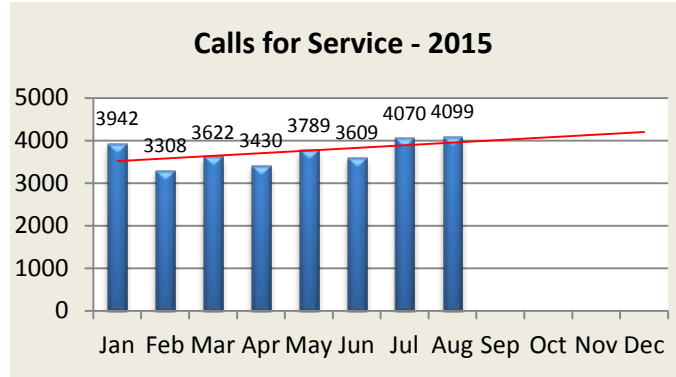
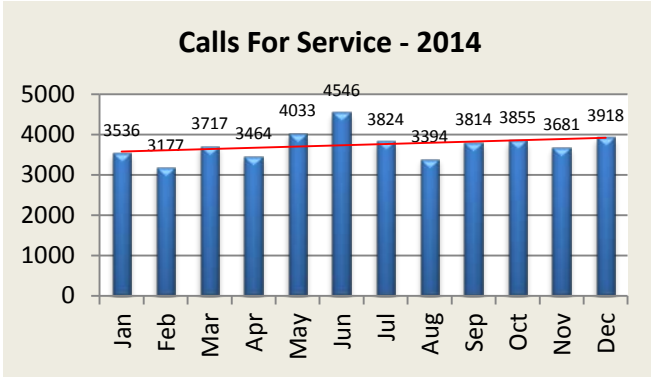
Section 2: Noteworthy Incidents

Section 3: Bureau / Division Reports

TOTAL CALLS FOR SERVICE

Calls for Service	Jan	Feb	Mar	Apr	May	Jun	Jul	Aug	Sep	Oct	Nov	Dec	YTD
2014	3536	3177	3717	3464	4033	4546	3824	3394	3814	3855	3681	3918	44,959
2015	3942	3308	3622	3430	3789	3609	4070	4099					29,869

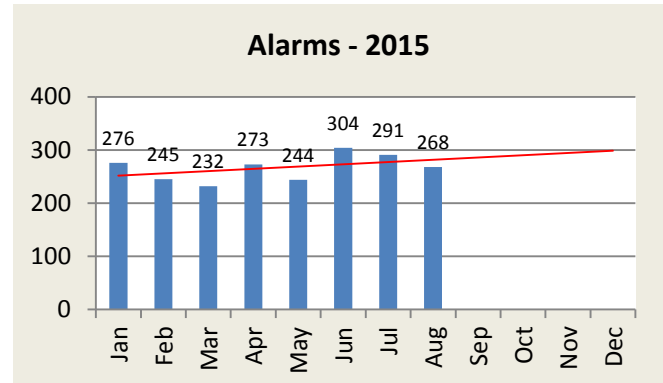
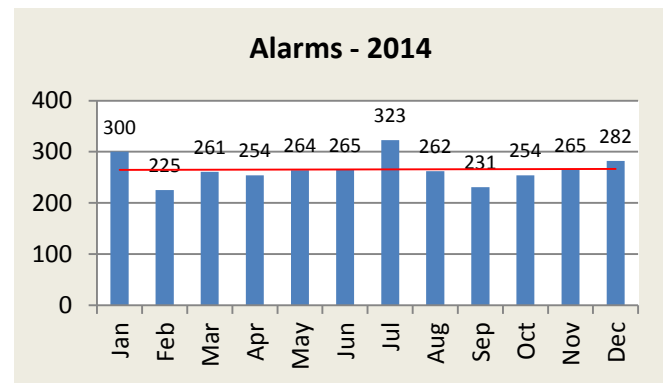
Note: Includes miscellaneous calls that may not be listed under the call analysis section



ALARM RESPONSE SUMMARY

Total Alarms	Jan	Feb	Mar	Apr	May	Jun	Jul	Aug	Sep	Oct	Nov	Dec	YTD
2014	300	225	261	254	264	265	323	262	231	254	265	282	3,186
2015	276	245	232	273	244	304	291	268					2,133

False Alarms	Jan	Feb	Mar	Apr	May	Jun	Jul	Aug	Sep	Oct	Nov	Dec	YTD
2014	300	225	261	254	263	264	321	262	231	254	264	281	3,180
2015	276	245	232	273	244	304	287	256					2,117

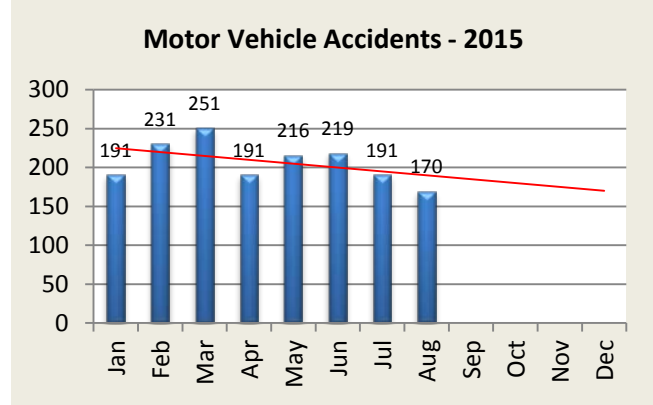
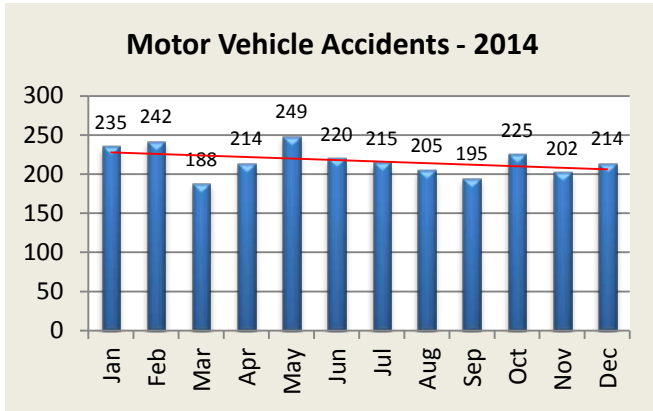


Calls For Service - Detailed Summary

Calls for Service - Type	Jan	Feb	Mar	Apr	May	Jun	Jul	Aug	Sep	Oct	Nov	Dec	YTD
911 Hang Up	15	10	5	15	8	5	13	10					81
Abandoned Vehicles	12	15	11	11	5	15	10	15					94
Alarms	276	245	232	301	270	304	300	268					2196
Animal Complaints	66	66	12	106	109	150	136	140					785
Assaults	6	4	7	5	3	6	3	5					39
Assistance	149	178	147	135	153	138	157	149					1206
Bank Escorts	29	25	34	34	31	23	22	21					219
Bomb Threats	0	0	0	0	0	0	0	0					0
Breach of Peace	45	56	49	43	57	59	56	60					425
Burglary	14	13	9	11	10	6	17	6					86
BusinessChecks	917	624	814	748	732	740	727	802					6104
Cancelled Alarms	65	55	67	51	69	53	71	66					497
Community Events	31	29	47	21	36	4	2	0					170
Door Open	5	5	4	2	5	3	10	5					39
Drowning	0	0	0	0	0	0	0	0					0
EMS	406	393	383	378	354	374	367	359					3014
Funeral Escorts	16	20	24	25	21	14	18	17					155
Harassment	23	16	19	18	14	19	28	28					165
Intoxicated Subjects	1	4	6	6	5	7	5	7					41
Investigations	173	145	215	269	211	236	254	251					1754
Larceny	19	17	11	20	31	16	28	22					164
MVA	191	231	251	176	216	219	192	170					1646
Medical Alarms	0	1	0	0	1	3	0	0					5
Psychiatric calls	0	1	4	3	2	0	0	5					15
Missing Persons	10	5	2	6	6	3	0	5					37
Narcotic Violations	12	18	11	10	8	9	8	7					83
Noise Complaints	11	10	14	18	40	24	36	34					187
Parking Complaints	190	108	99	39	107	85	83	44					755
Pistol Permit Apps	23	18	22	22	10	9	13	9					126
Reckless Driver	26	24	21	25	40	32	47	28					243
Recovered Property	13	11	17	16	27	11	24	26					145
Road Hazard	53	49	34	37	53	43	55	51					375
Robbery	1	1	1	3	0	1	0	0					7
Sex Violation	0	0	1	1	2	0	2	0					6
Shoplifter	10	9	11	12	15	23	20	20					120
Stolen Vehicles	4	3	1	0	1	1	9	0					19
Suicide	0	0	0	0	0	1	1	0					2
Suicide Attempts/Threats	3	3	12	5	5	2	1	3					34
SuspiciousActivity	91	55	48	62	74	75	102	82					589
Theft from MV	17	15	14	20	27	38	27	25					183
Trespasser	4	7	5	1	5	14	10	11					57
Vandalism	13	7	14	15	14	19	12	17					111

MOTOR VEHICLE ACTIVITY

MV Accidents	Jan	Feb	Mar	Apr	May	Jun	Jul	Aug	Sep	Oct	Nov	Dec	YTD
2014	235	242	188	214	249	220	215	205	195	225	202	214	2,604
2015	191	231	251	191	216	219	191	170					1,660



MV Enforcement	Jan	Feb	Mar	Apr	May	Jun	Jul	Aug	Sep	Oct	Nov	Dec	YTD
Warnings - 2014	288	277	392	329	373	385	448	388	388	403	378	349	4,398
2015	322	268	299	258	317	268	432	616					

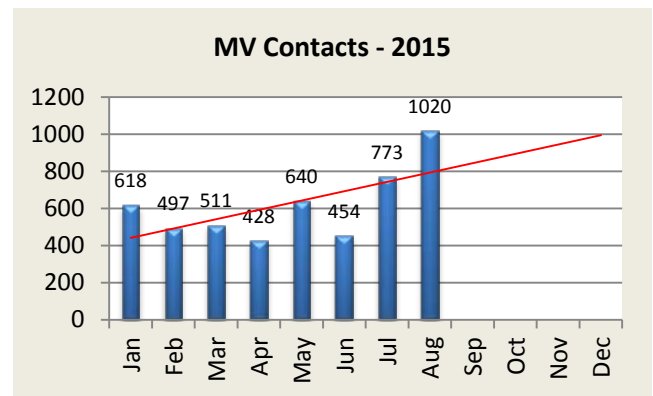
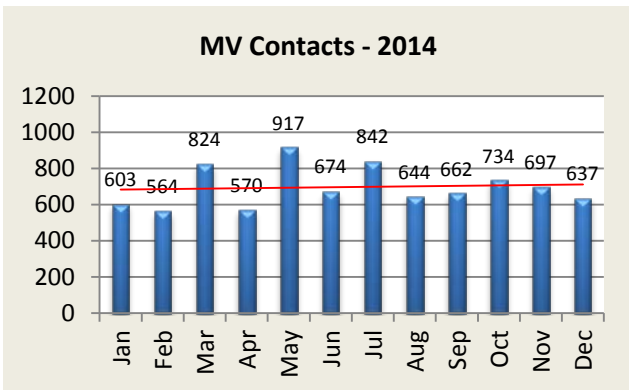
Infractions - 2014	258	212	351	171	477	234	329	216	196	257	246	228	3,175
2015	231	165	142	108	256	132	268	330					1,632

Misdemeanor - 2014	40	50	52	49	46	41	47	44	61	51	45	40	566
2015	48	42	46	37	44	30	50	64					361

Custodial - 2014	5	6	5	5	2	1	7	2	6	1	3	3	46
2015	6	4	5	4	8	4	10	2					43

DUI Arrests - 2014	4	8	7	14	15	7	14	8	13	12	20	13	135
2015	11	17	7	6	15	9	13	8					86

MV Contacts - 2014	603	564	824	570	917	674	842	644	662	734	697	637	8,368
2015	618	497	511	428	640	454	773	1020					4,941

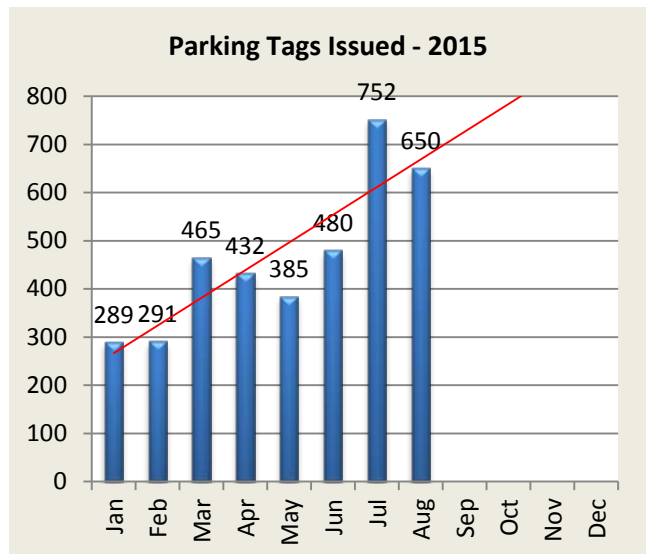
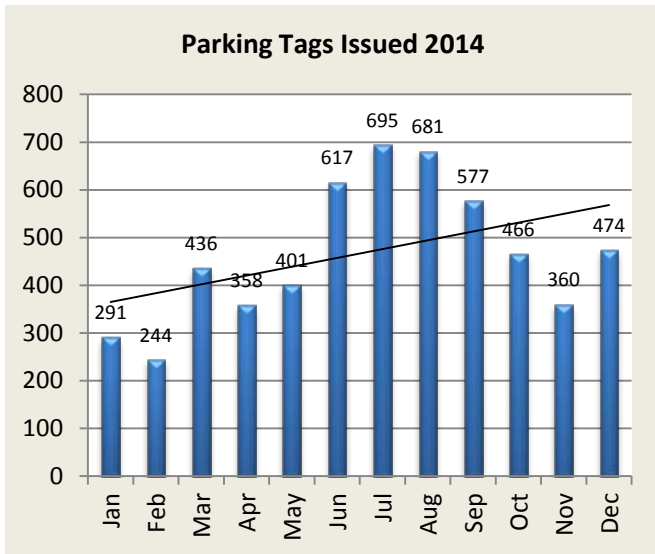


MV Enforcement: Type	Jan	Feb	Mar	Apr	May	Jun	Jul	Aug	Sep	Oct	Nov	Dec	YTD
Speeding Violations	55	30	41	16	24	39	51	114					370
Seatbelt Violations	4	3	8	11	136	14	72	52					300
Registration Violations	112	80	81	53	75	49	74	107					631
License Violations	30	20	43	22	40	30	46	34					265
Distracted Driving	56	53	36	32	39	15	54	67					352
Suspended Licence	36	34	34	23	29	16	36	46					254
Traffic Light Violation	28	27	18	11	10	21	26	30					171

The above incidents are a overview of common violations. These statistics are not the only motor vehicle enforcement actions taken. The above show top 6 violations for the month.

PARKING TICKET SUMMARY

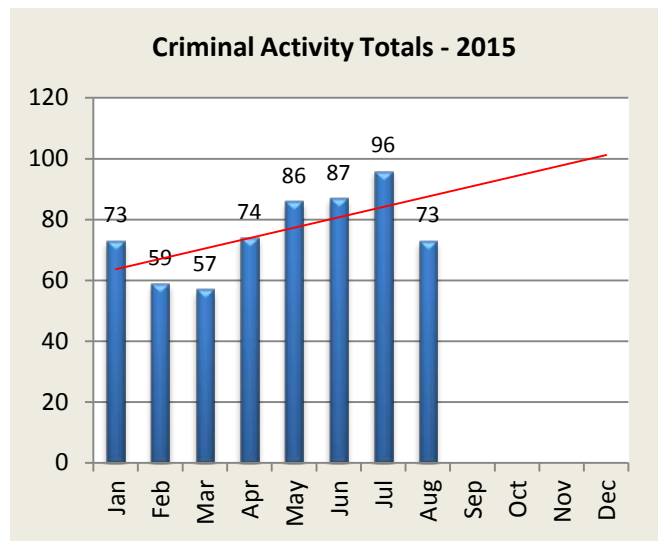
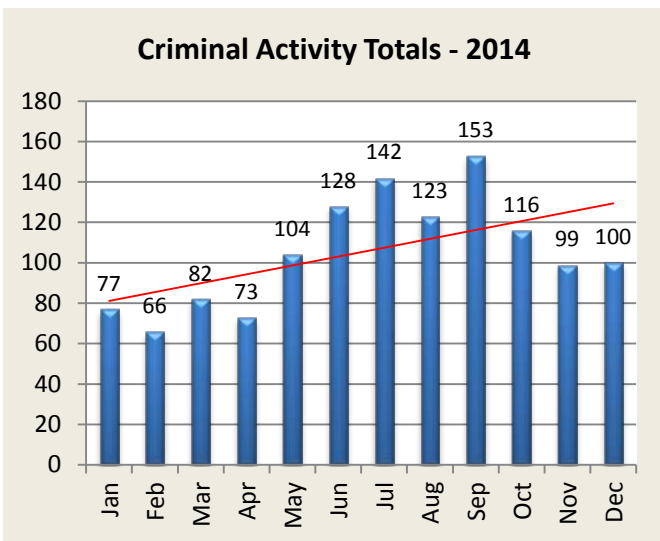
Total Issued	Jan	Feb	Mar	Apr	May	Jun	Jul	Aug	Sep	Oct	Nov	Dec	YTD
2014	291	244	436	358	401	617	695	681	577	466	360	474	5600
2015	289	291	465	432	385	480	752	650					



CRIMINAL INCIDENTS

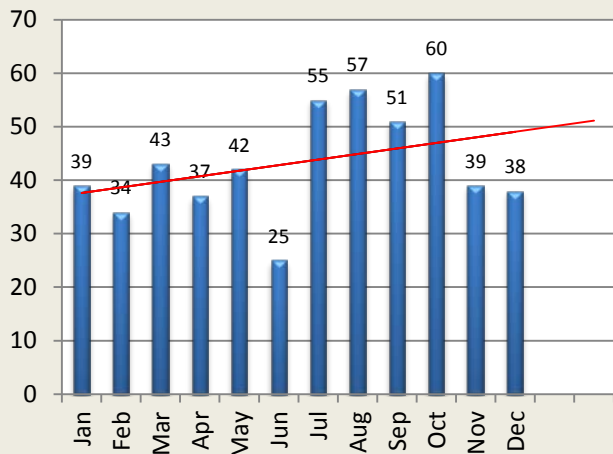
Criminal Incidents: Patrol	R2	R3	R4	R5	B2	B3	B4	B5
Larceny	3	1	10	11	9	4	6	2
Vandalism	0	1	1	7	1	1	5	1
MV Theft / Attempt	0	0	0	0	0	0	0	0
Burglary / Attempt	0	0	2	0	0	0	2	1
Assault	0	0	0	1	0	0	1	2
Robbery	0	0	0	0	0	0	0	0

Criminal Activity: Month	Jan	Feb	Mar	Apr	May	Jun	Jul	Aug	Sep	Oct	Nov	Dec	YTD
Larceny - 2014	38	37	40	30	59	69	96	72	106	60	56	54	717
2015	36	32	25	40	58	54	55	46					346
Vandalism - 2014	18	11	21	18	17	32	24	20	16	30	19	19	245
2015	13	6	14	15	14	19	12	17					110
MV Theft / Attempt - 2014	7	2	5	5	3	1	2	1	1	1	1	4	33
2015	4	3	1	0	1	1	9	0					19
Burglary / Attempt - 2014	6	8	9	13	18	23	18	20	22	14	17	16	184
2015	13	13	9	11	10	6	17	5					84
Assault - 2014	7	7	7	6	6	2	2	9	7	9	6	7	75
2015	6	4	7	5	3	6	3	5					39
Robbery - 2014	1	1	0	1	1	1	0	1	1	2	0	0	9
2015	1	1	1	3	0	1	0	0					7
Totals - 2014	77	66	82	73	104	128	142	123	153	116	99	100	1,861
2015	73	59	57	74	86	87	96	73					605

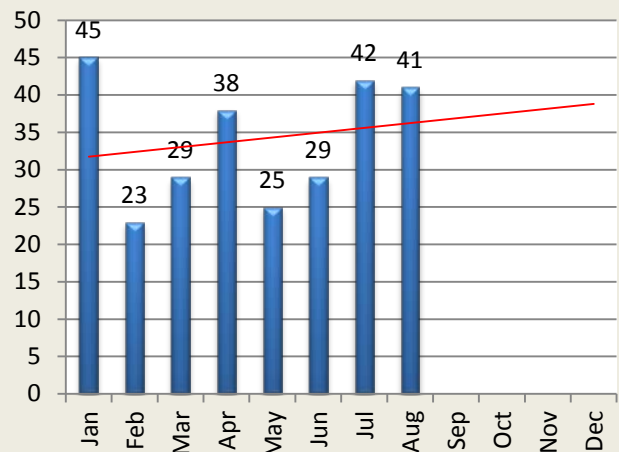


Criminal Arrests by Month	Jan	Feb	Mar	Apr	May	Jun	Jul	Aug	Sep	Oct	Nov	Dec	YTD
Larceny - 2014	31	18	30	23	28	20	34	31	31	35	25	22	328
2015	19	12	16	25	17	21	35	30					175
Vandalism - 2014	1	4	3	1	2	0	4	2	1	3	2	1	24
2015	1	1	1	1	4	1	2	4					15
MV Theft / Attempt - 2014	0	0	0	1	0	0	1	0	0	2	0	0	4
2015	0	1	1	0	0	0	1	0					3
Burglary / Attempt - 2014	1	2	2	7	3	2	12	13	12	8	3	5	70
2015	13	4	3	8	0	4	1	2					35
Assault - 2014	6	9	8	5	8	3	4	10	7	10	7	8	85
2015	9	5	7	4	4	3	3	5					40
Robbery - 2014	0	1	0	0	1	0	0	1	0	2	2	2	9
2015	3	0	1	0	0	0	0	0					4
Total - 2014	39	34	43	37	42	25	55	57	51	60	39	38	520
2015	45	23	29	38	25	29	42	41					272

Total Criminal Arrests - 2014



Total Criminal Arrests - 2015



Section 2: Noteworthy Incidents

15-26691 8/7/15 Shoplifting

Officer Beattie pursued a Shoplifting suspect after a reported theft from Bed Bath and Beyond /Kings Hwy. The operator refused to stop and the pursuit entered I-95 and was then terminated. The vehicle was registered in North Carolina and the theft is under investigation.

15-26688 8/7/15 Shoplifting

Officer McGrath pursued a Shoplifting suspect after a reported theft from Marshall's/ Post Rd. The operator refused to stop and the pursuit traveled on the Post Rd into Bridgeport. The pursuit was terminated in the area of Fairfield Ave. The vehicle was later located in Bridgeport and the theft is under investigation.

15-29136 8/25/15 Missing Person

Officer Gorton was dispatched to the area of the Cascades in the Lake Mohegan park on a report of an autistic juvenile out of control and wondering around the park.

Upon arrival, a hiker informed him that a Juvenile was near the bridge and pointed toward the northern most trail. The hiker also stated the mother had been looking for the child but was walking in the opposite direction, south, toward the main parking lot. He related a description of the mother to assisting Officer's Chamberlin / Sergeant Gunter and Lt. Kalamaras. Approximately a half mile down the trail, they located the Juvenile, along with two hikers, who were watching over the Juvenile until police arrival. The Juvenile was found to have severe autism and non-verbal.

Sergeant Gunter located the mother, who was then brought to the location and reunited with her son. After being reunited the mother related she was hiking with all of her sons when one son fell and her autistic son walked ahead resulting in all of them losing sight of him.

15-26688 8/26/15 Shoplifting

Officer Krushinski and Officer Fenton pursued a Shoplifting suspect after a reported theft from Stop and Shop/ Villa Ave. The operator refused to stop and the pursuit traveled south on Black Rock Turnpike entering I-95 at Exit 24. The pursuit was terminated in the area of I-95. The vehicle was later boxed in by the State Police on I-95 at Exit 17 and the subject was arrested

15-29099 8/25/15 Assist another agency/Pursuit

Trumbull Police pursued a Shoplifting suspect after a reported theft from the Trumbull Mall during which it was reported a Trumbull officer was struck by the fleeing vehicle. The operator refused to stop and the Trumbull pursuit traveled south on the Merritt Parkway and exited at the rest stop west onto Congress Street. The fleeing vehicle traveled west on Congress and then rear ended another vehicle in front of 1307 Congress Street and then struck a third vehicle. One

vehicle rolled over at the scene and the suspect vehicle crashed into the garage at 1307 Congress St. Trumbull officers took the suspect immediately into custody. Fairfield Police arrived on scene and conducted an investigation into the crash. The road was closed for several hours while Fairfield Police conducted its investigation.

Section 3: Bureau / Division Reports

Patrol

- All recruit officers completed the field training program and are no assigned to solo patrol.
- Patrol assisted with the Unity Ride which consisted of over 2,000 motorcycles driving through town.

Support Services

- Application opened up on Police App for Entry level test – over 60 applicants so far.
- Plan formed and migration of IPAD/Intranet server started.
- Lateral Candidate successfully completed psych, poly, and medical. In background phase.
- Body camera evaluations continuing.
 - Trial of cameras from local company, Ken Cast – not well received.
 - Contract discussions/proposals to move forward with TASER solution for wearable cameras.
- Two Panasonic Toughbook Laptops delivered for testing and evaluation.
- Audio Log upgrade process started with company – all paperwork & PO's submitted. Awaiting install date.

Animal Control

- Animal Control Monthly report: August, 2015
- Complaints: 115
- Wildlife related complaints: 49
- Wildlife tested for rabies: 12
- Wildlife testing positive for rabies: 1 (bat)
- Dogs impounded: 20
- Dog bites: 8
- Enforcement: written warnings : 9
- Euthanized: 3
- Sold as pet: dogs: 2

Marine Unit

- Complaints: 49
- Boats Towed: 5
- Written Warnings: 12
- Arrests: 0
- Safety Inspections: 13
- Hours Underway: 35

Traffic Crash Investigations

- Total Accidents Investigated: 70
- Search Warrants: 1
- Arrest Warrants: 1
- Misdemeanor Summons Issued: 3
- Infractions Issued: 10

Traffic Safety Unit

- Traffic Stops: 420
- Infractions: 220
- Misdemeanor Summonses: 7
- Accidents Investigated: 26
- Other Activities:
 - Annual Tow Inspections Conducted
 - Speed sign installed on S. Benson Rd
 - S. Benson Rd proposed island/signage project "Welcome to Fairfield Beach"
 - Sacred Heart University Crosswalk continued project development
 - Jefferson St crosswalk / signage project
 - First Student School opening Safety Campaign Conducted
 - Media Blitz created for School Opening
 - Westport Turnpike (Rte 136) analysis
 - Q-Alert management and projects completed
 - Speed trailer / message board deployment in several locations
 - Planning and development / coordination with FFLD Univ. Dream Ride
 - Assist with SWAT Challenge barricades
 - Sherman School - One Way (Fern St) project
 - Permit Parking Signage deployment in Beach Area
 - Thorpe St Apartment Traffic / Zoning Hearing
 - Several oversized / overweight truck violations conducted in cooperation with CSP and DMV Approx. \$10,000 infractions issued
 - MTA Railroad overpass project
 - An excess of 26 ASAP's were completed for traffic violations
 - Signs / Signals / Markings Training